

H-G3000

Large-scale commercial aroma diffuser

Applicable fragrance coverage for

2000m²/5000m³ Space



Finer mist, wider dispersion

Upgraded new atomization structure for wider fragrance dispersion

Scope of Application

2000m²/5000m³



Intelligent fragrance diffusion system and two-fluid atomization technology, it enables rapid scent diffusion even in large spaces

Fine atomization

long-lasting fragrance retention



500ml/800ml Large essential oil capacity

Continuous fragrance spraying long-lasting scent retention



Connect To The Fresh Air System

One machine with multiple uses, providing a more efficient aromatherapy experience

Providing a comfortable fragrance environment anytime, anywhere




Smart Bluetooth App Control

The machine supports WIFI networking and Bluetooth connection

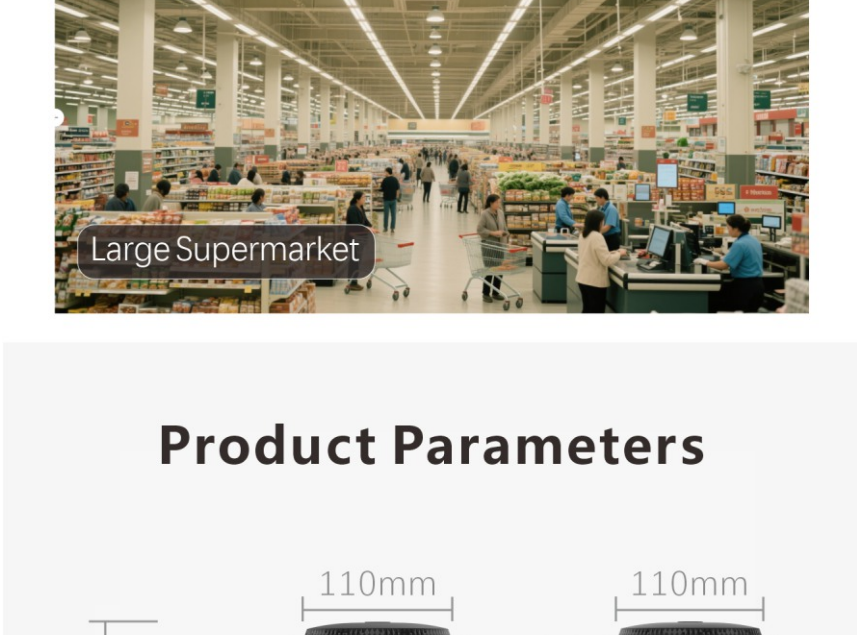
Remote control, easy adjustment

(The APP can be downloaded by scanning the QR code in the instruction manual)



The machine comes with a wall-mount bracket. For detailed installation instructions, please refer to the user manual.

Wall/Lay Place it freely

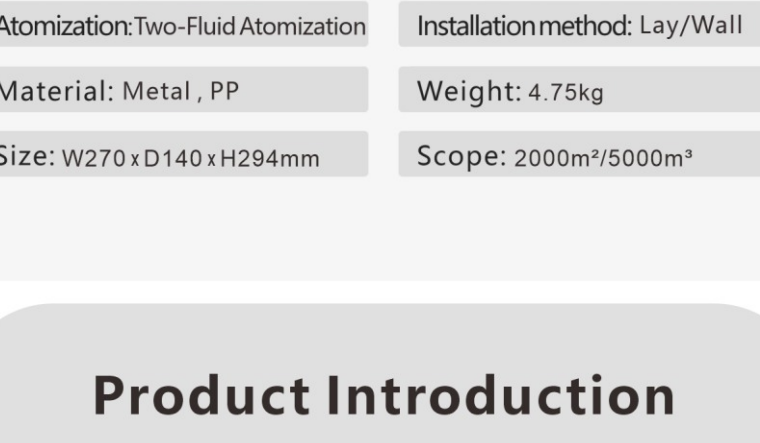


Details Determine Quality



Intelligent Atomization System

360°Fragrance Diffusing Fan



Wall-mounted Bracket

Convenient to Take and Hang



Exquisite Groove


Convenient to Take and Place



12V Power Interface

Safe Power Supply Ultra-Long Battery Life

Black and White Are Available

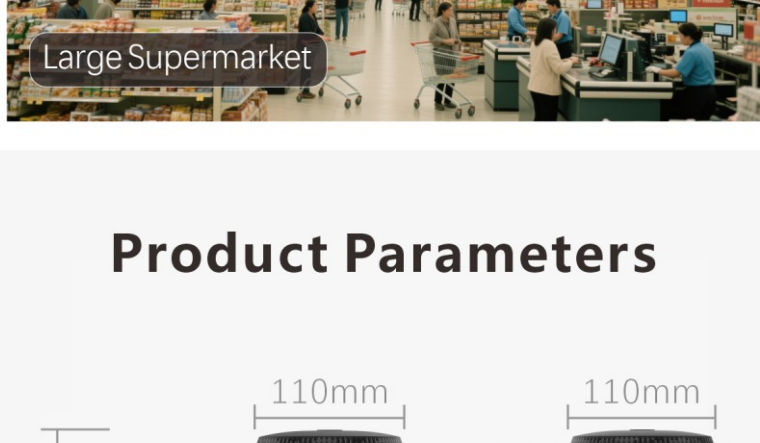


● 黑色/black

● 白色/white

Scenarios Suitable for Large Areas

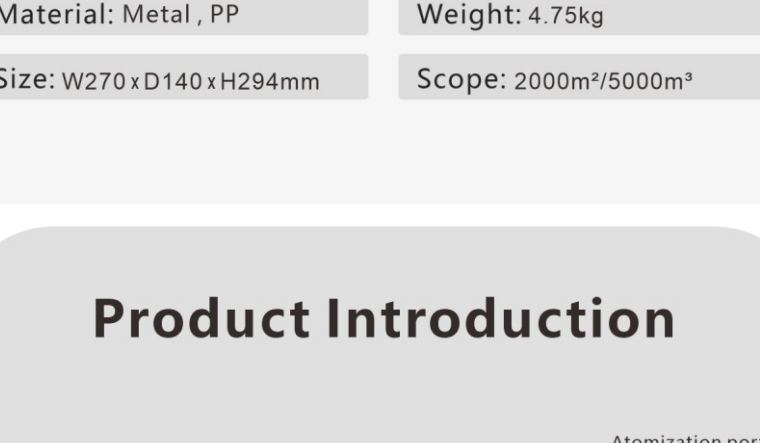
Applicable to 2000m²/5000m³ Space



Exhibition Center



Large Theater

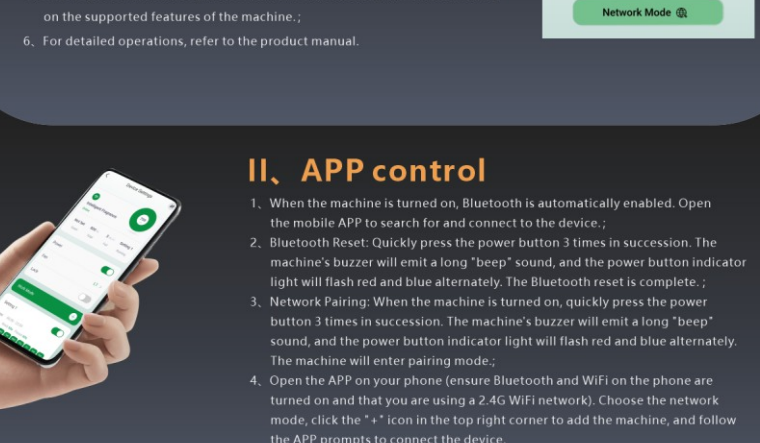


Stadium



Large Supermarket

Product Parameters



Brand: HYAROMA	Model: H-G3000
----------------	----------------

Voltage/power: DC12V/1A/12W	Noise: < 35db
-----------------------------	---------------

Capacity: 500ml / 800ml	Atomization volume: 6g±0.6g
-------------------------	-----------------------------

Atomization: Two-Fluid Atomization	Installation method: Lay/Wall
------------------------------------	-------------------------------

Material: Metal, PP	Weight: 4.75kg
---------------------	----------------

Size: W270 x D140 x H294mm	Scope: 2000m ² /5000m ³
----------------------------	---

Product Introduction



I. Operating instructions

1. Connect the power supply (must use a charger with DC12V output);
2. Power on: The machine will automatically turn on after being powered on, or press the power button for 2 seconds to turn on/off;
3. Use a mobile browser to scan the QR code in the manual to download and install the APP;
4. Open the APP to register and log in to your account;
5. Select either standalone (Bluetooth) mode or networked (WiFi) mode based on the supported features of the machine;
6. For detailed operations, refer to the product manual.



II. APP control

1. When the machine is turned on, Bluetooth is automatically enabled. Open the mobile APP to search for and connect to the device;
2. Bluetooth Reset: Quickly press the power button 3 times in succession. The machine's buzzer will emit a long "beep" sound, and the power button indicator light will flash red and blue alternately. The Bluetooth reset is complete;
3. Network Pairing: When the machine is turned on, quickly press the power button 3 times in succession. The machine's buzzer will emit a long "beep" sound, and the power button indicator light will flash red and blue alternately. The machine will enter pairing mode;
4. Open the APP on your phone (ensure Bluetooth and WiFi on the phone are turned on and that you are using a 2.4G WiFi network). Choose the network mode, click the "+" icon in the top right corner to add the machine, and follow the APP prompts to connect the device.

(For detailed operations, refer to the product's APP usage manual.)

Precautions

MAINTENANCE

When the following situations occur, the machine needs to be cleaned

1. Prepare to switch to another essential oil for use;
2. The atomization effect has become less and less obvious over time.

Cleaning steps

1. Pull out the atomizer head and unscrew the bottle
2. Put an appropriate amount of alcohol in an essential oil bottle and place it on the device for atomization for 5 to 10 minutes, then let it absorb the odors.
3. After it has dried, the cleaning process is completed.

A variety of best-selling fragrances

Natural extraction of plant essential oils

Pure Health Safety

Plant species extraction formula, innovative lingering fragrance type

The fragrance lingers for a long time

A perfect encounter with nature

For more fragrance types, please feel free to consult our customer service

MORE PRODUCT HYAROMA

BRAND STORY

Dongguan HuiYue Environmental Technology Co., Ltd is located in No. 5 Huachang Road, Chikan, Shipai Town, Dongguan, Guangdong China. HuiYue is a Professional Manufacturer integrating Design, Research, Development, Production, Sales, After-sales service and Maintenance for scent machines and scent oils with good reputation. Becoming a Leader of Scent marketing and a Supporter of Scent technology in China. HuiYue focuses on product design and development! Our unique designs and credible product quality have won the high praise from dealers and consumers. We insist on "Mutual trust, mutual benefit, Quality First". At present, HuiYue products have already been exported to more than 100 countries and regions such as USA, England, Russia, France, Dubai, Singapore, Indonesia and etc.

With many advantages, we can satisfy different consumers in the aesthetic needs & in the personality needs & in psychological needs and also in practical needs. HuiYue support ODM/OEM services to make diversified products, which can be used widely among the market. Finally make the air full of good smell to improve the service level!

We have comfortable, elegant, standardized, humane production workshop; strict standards of product testing processes; professional technical personnel and harmonious labor relations between enterprises and employees. Our factory and products already obtained some Authoritative Certificates.

HYAROMA®

Dongguan HuiYue Environmental Technology Co., Ltd